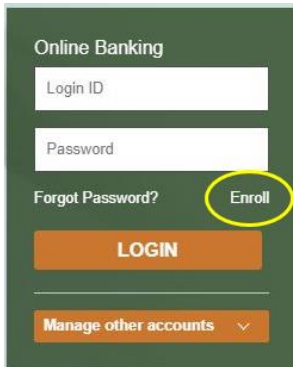


# New User Online Banking Login Guide

## Step 1

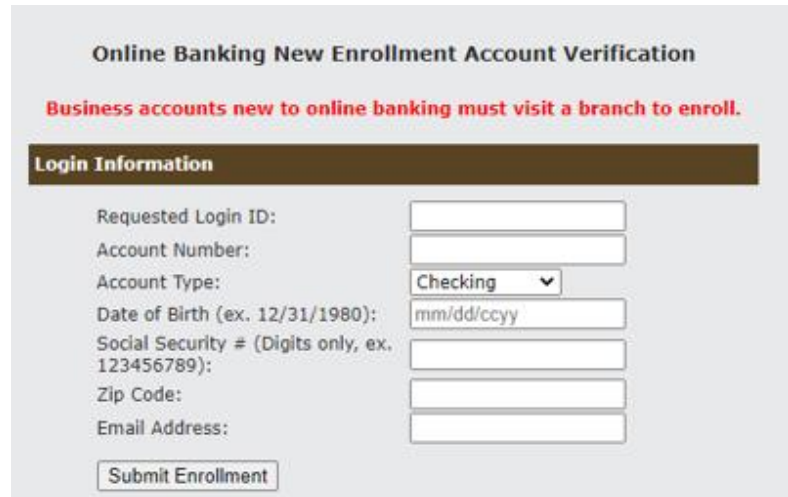
To login to online banking for the first time to HorizonBank.com and click on the Enroll link found within the Online Banking box to begin your enrollment.



This will allow you to set a password using one of the enrolled secure access channels.

## Step 2

Create your Login ID and fill in other account information, then click submit.

A screenshot of the "Online Banking New Enrollment Account Verification" page. The page has a light gray background. At the top, it says "Online Banking New Enrollment Account Verification". Below that is a red warning message: "Business accounts new to online banking must visit a branch to enroll." Below the warning is a dark brown header that says "Login Information". Underneath the header are several fields: "Requested Login ID:" with a white input box; "Account Number:" with a white input box; "Account Type:" with a dropdown menu showing "Checking"; "Date of Birth (ex. 12/31/1980):" with a white input box containing "mm/dd/ccyy"; "Social Security # (Digits only, ex. 123456789):" with a white input box; "Zip Code:" with a white input box; and "Email Address:" with a white input box. At the bottom of the form is a button that says "Submit Enrollment".

### Step 3

To continue to enroll, click the link in the confirmation message.

**NOTE: You will get a confirmation message on screen with your confirmed Login ID and temporary password.**

#### **Congratulations! You have successfully enrolled in online banking.**

Your new Login ID and temporary Password are below. You will need this information to complete the enrollment process via the online banking application.

You will change your password the first time you log in and can choose to change your login name by going to the security option located in the preferences tab.

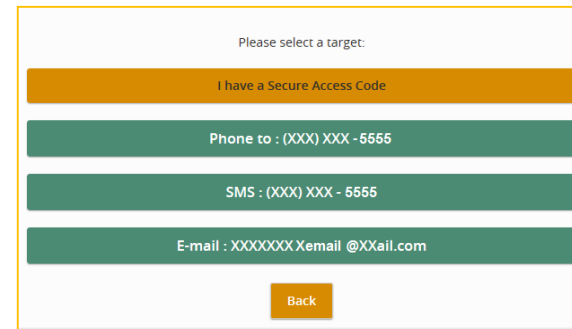
**Login ID:** carrie1894

**Password:** w4hipeo5S

To continue, **click** here to be logged into online banking in a new window.

### Step 4

Select your preferred delivery method for your **one-time Secure Access Code**.



Please select a target:

I have a Secure Access Code

Phone to : (XXX) XXX - 5555

SMS : (XXX) XXX - 5555

E-mail : XXXXXXXXemail @XXail.com

[Back](#)

### Step 5

Input received Secure Access Code



Enter your Secure Access Code

Secure Access Code

[Back](#) [Submit](#)

### Step 6

Your account profile is displayed. Click Submit Profile. No changes are allowed.

Please review and update your profile

Prefix  First Name  Middle Name

Last Name  Suffix

Email Address

Address 1

Address 2

Email Address

Address 1

Address 2

Country

City  State  ZIP


Phone Country

Home Phone  Work Phone

[Back to Login](#) [Submit Profile](#)

### Step 7

Enter your temporary password, and set a new password & select "Submit".



Please set your new password:

**Password Requirements:**

- Must be between 8 and 25 characters
- Must contain at least 1 number
- Password must contain a minimum of 1 lower case characters.
- Password must contain a minimum of 1 upper case characters.
- Password may not be the same as last 5 passwords.
- May not be the same as current password

Current Password

New Password

Confirm New Password

[Back](#) [Submit](#)

### Step 8

Accept the Online Banking terms of service



Login

[WWW.HORIZONBANK.COM](http://WWW.HORIZONBANK.COM)

**Disclaimers**

**ONLINE BANKING DISCLAIMER**


Agreement – This Agreement, which includes the Enrollment Form, is a contract, which establishes the rules that cover your electronic access to your accounts at Horizon Bank through Online Banking. By using or permitting any other person to use Horizon Bank Online Banking, you accept all the terms and conditions of this Agreement. Please read it carefully.

The terms and conditions of the Customer/Bank Relationship Agreement, deposit agreements and disclosures for each of your Horizon accounts as well as your other agreements with Horizon such as loans continue to apply notwithstanding anything to the contrary in this Agreement.

This Agreement is also subject to applicable federal laws and the laws of the State of Indiana (except to the extent this Agreement can and does vary such rules or laws). If any provision of this Agreement is found to be unenforceable according to its terms, all remaining provisions will continue in full force and effect. The headings in this Agreement are for convenience or reference only and will not govern the interpretation of the provisions. Any waiver (express or implied) by either party of any default or breach of this Agreement must be in writing and shall not constitute a waiver of any other or subsequent default or breach. You may not assign this Agreement. This Agreement is binding upon your heirs and Horizon's successors and assigns. Certain of the obligations of the parties pursuant to this Agreement that by their nature would

### Step 9

Register your device to avoid having to use a secure access code every time you login.



### Step 10

Click Enroll Now button to setup eStatements.

eStatements benefits include faster delivery, secure anytime access, and reduce the risk of mail fraud.

