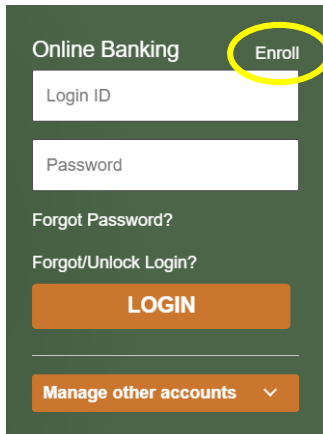


New User Online Banking Login Guide

Step 1

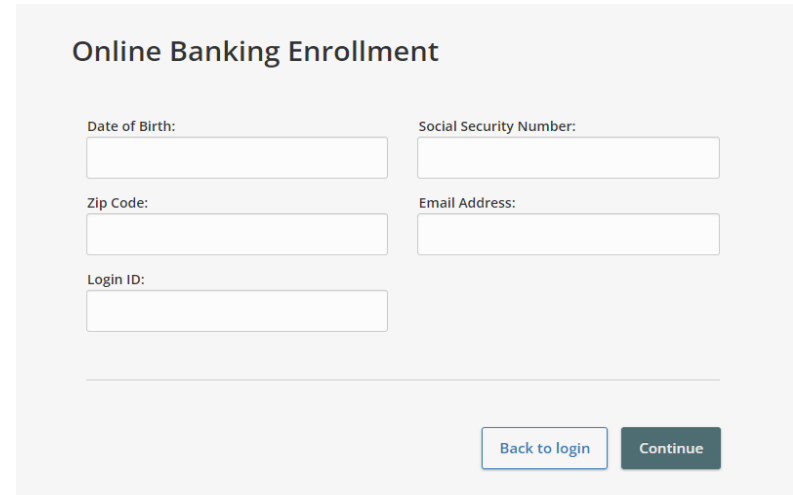
To login to online banking for the first time to HorizonBank.com and click on the Enroll link found within the Online Banking box to begin your enrollment.

A screenshot of the Horizon Bank online banking login page. The page has a dark green background. At the top left, it says "Online Banking". To the right of this, there is a white button labeled "Enroll" which is circled in yellow. Below the "Online Banking" text are two white input fields: "Login ID" and "Password". Underneath these fields are two links: "Forgot Password?" and "Forgot/Unlock Login?". A large orange button labeled "LOGIN" is centered below the links. At the bottom of the page, there is a white button labeled "Manage other accounts" with a small downward-pointing chevron icon.

This will allow you to set a password using one of the enrolled secure access channels.

Step 2

Create your Fill in the form and then click submit

A screenshot of the "Online Banking Enrollment" form. The form is titled "Online Banking Enrollment" and is set against a light gray background. It contains several input fields: "Date of Birth:", "Social Security Number:", "Zip Code:", "Email Address:", and "Login ID:". Each label is followed by a white rectangular input box. At the bottom right of the form, there are two buttons: a blue button labeled "Back to login" and a dark green button labeled "Continue".

Step 3

To continue to enroll, click the link in the confirmation message.

NOTE: You will get a confirmation message on screen with your confirmed Login ID and temporary password.

Congratulations! You have successfully enrolled in online banking.

Your new Login ID and temporary Password are below. You will need this information to complete the enrollment process via the online banking application.

You will change your password the first time you log in and can choose to change your login name by going to the security option located in the preferences tab.

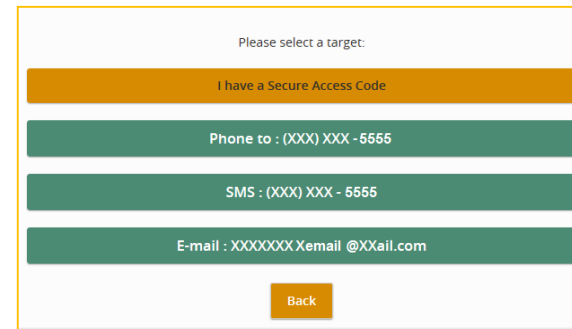
Login ID: carrie1894

Password: w4hipeo5S

To continue, **click** here to be logged into online banking in a new window.

Step 4

Select your preferred delivery method for your **one-time Secure Access Code**.



Please select a target:

I have a Secure Access Code

Phone to : (XXX) XXX - 5555

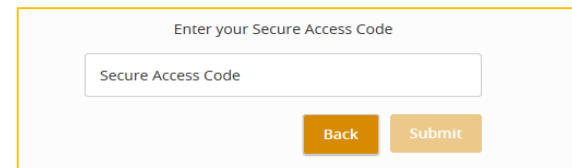
SMS : (XXX) XXX - 5555

E-mail : XXXXXXXXemail @XXail.com

[Back](#)

Step 5

Input received Secure Access Code



Enter your Secure Access Code

Secure Access Code

[Back](#) [Submit](#)

Step 6

Your account profile is displayed. Click Submit Profile. No changes are allowed.

Please review and update your profile

Prefix First Name Middle Name

Last Name Suffix

Email Address

Address 1

Address 2

Email Address

Address 1

Address 2

Country

City State ZIP


Phone Country

Home Phone Work Phone

[Back to Login](#) [Submit Profile](#)

Step 7

Enter your temporary password, and set a new password & select "Submit".



Please set your new password:

Password Requirements:

- Must be between 8 and 25 characters
- Must contain at least 1 number
- Password must contain a minimum of 1 lower case characters.
- Password must contain a minimum of 1 upper case characters.
- Password may not be the same as last 5 passwords.
- May not be the same as current password

Current Password

New Password

Confirm New Password

[Back](#) [Submit](#)

Step 8

Accept the Online Banking terms of service



Login

WWW.HORIZONBANK.COM

Disclaimers

ONLINE BANKING DISCLAIMER


Agreement – This Agreement, which includes the Enrollment Form, is a contract, which establishes the rules that cover your electronic access to your accounts at Horizon Bank through Online Banking. By using or permitting any other person to use Horizon Bank Online Banking, you accept all the terms and conditions of this Agreement. Please read it carefully.

The terms and conditions of the Customer/Bank Relationship Agreement, deposit agreements and disclosures for each of your Horizon accounts as well as your other agreements with Horizon such as loans continue to apply notwithstanding anything to the contrary in this Agreement.

This Agreement is also subject to applicable federal laws and the laws of the State of Indiana (except to the extent this Agreement can and does vary such rules or laws). If any provision of this Agreement is found to be unenforceable according to its terms, all remaining provisions will continue in full force and effect. The headings in this Agreement are for convenience or reference only and will not govern the interpretation of the provisions. Any waiver (express or implied) by either party of any default or breach of this Agreement must be in writing and shall not constitute a waiver of any other or subsequent default or breach. You may not assign this Agreement. This Agreement is binding upon your heirs and Horizon's successors and assigns. Certain of the obligations of the parties pursuant to this Agreement that by their nature would

Step 9

Register your device to avoid having to use a secure access code every time you login.



Step 10

Click Enroll Now button to setup eStatements.

eStatements benefits include faster delivery, secure anytime access, and reduce the risk of mail fraud.

